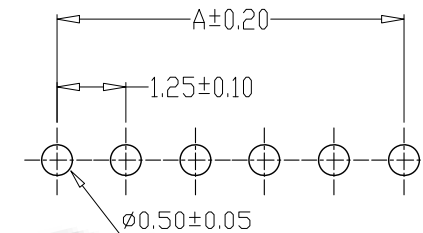
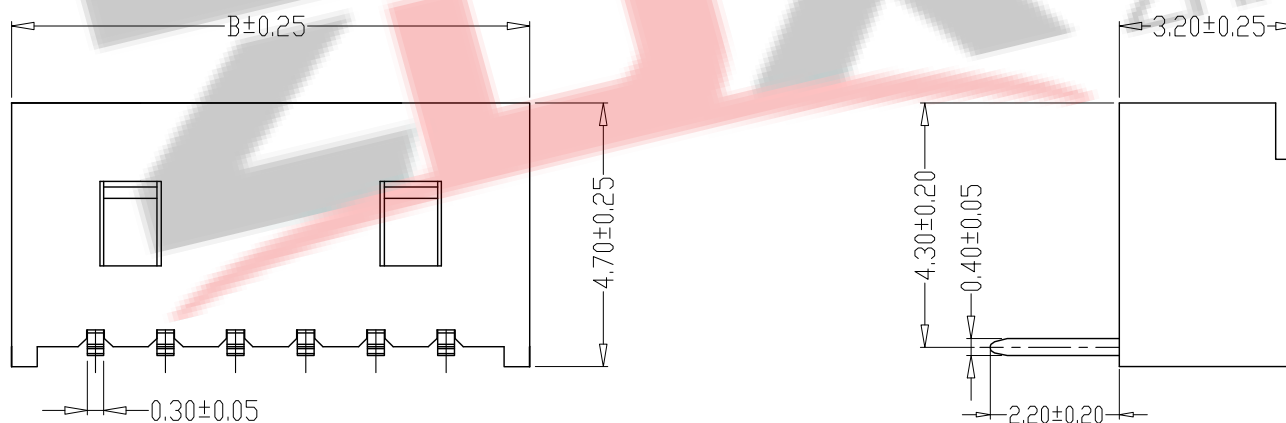


SPECIFICATIONS

- 1、Current Rating: 1A AC, DC
- 2、Voltage Rating: 125V AC, DC
- 3、Temperatuer Range: -25°C~+85°C
- 4、Contact Resistance: 20mΩ Max
- 5、Insulation Resistance: 100MΩ Min
- 6、Withstanding Voltang: 500V AC/minute
- 7、Material: Wafer PBT, UL94V-0
PIN Brass Tin-plated
- 8、Resistance to soldering heat:
DIP Type lead-free process 255-265°C
SMT Type Tin-lead process 225-235°C

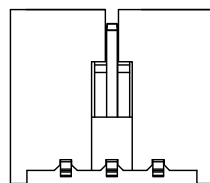
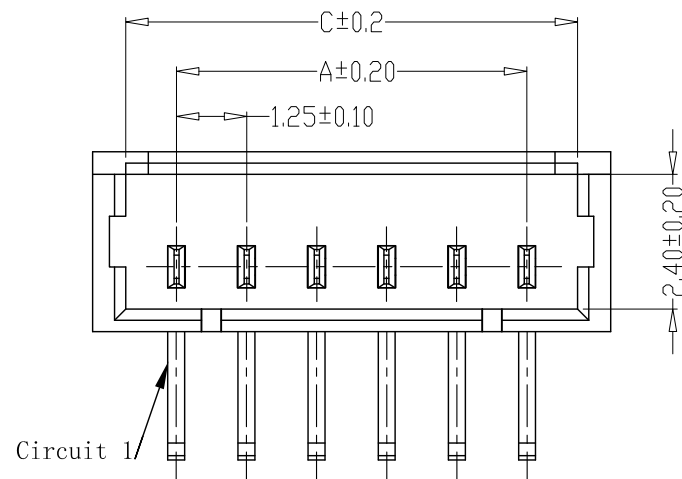


PCB LAYOUT

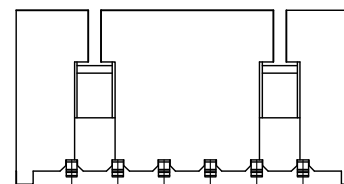


PIN=NAW	尺寸 (mm)		
	A	B	C
-02AW	1.25	4.25	3.15
-03AW	2.50	5.50	4.40
-04AW	3.75	6.75	5.65
-05AW	5.00	8.00	6.90
-06AW	6.25	9.25	8.15
-07AW	7.50	10.50	9.40
-08AW	8.75	11.75	10.65
-09AW	10.00	13.00	11.90
-10AW	11.25	14.25	13.15
-11AW	12.50	15.50	14.40
-12AW	13.75	16.75	15.65
-13AW	15.00	18.00	16.90
-14AW	16.25	19.25	18.15
-15AW	17.50	20.50	19.40
-16AW	18.75	21.75	20.65
-17AW	20.00	23.00	21.90
-18AW	21.25	24.25	23.15
-19AW	22.50	25.50	24.40
-20AW	23.75	26.75	25.65

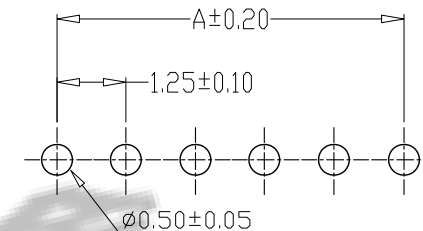
GENERAL TOLERANCE		制图 DRAWING	江涛	料号 PART NO.	ZDX-WCB-A12502-NAW	版本 REV.	A
X.X±0.25	X.*±2'	审核 CHECK	李毅	品名 TITLE	1.25(闭口)弯针 WAFER SMT TYPE	页次 SHEET	1/1
X.XXX±0.10		核准 APPROVAL	刘志强	客户料号 CUTM. NO.			
X.XX±0.20		单位 UNITS	MM	比例 SCALE	1:1		
				深圳市兆达鑫科技有限公司 Shenzhen zhaodaxin Technology Co., Ltd			



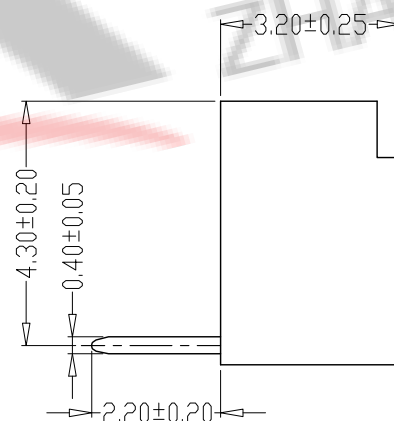
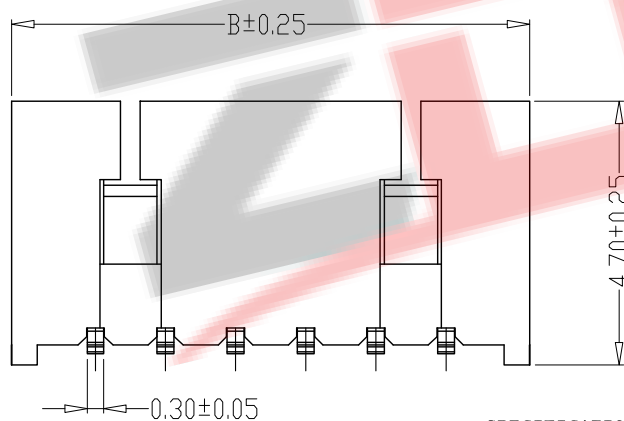
02P~03P



04P~20P



PCB LAYOUT



SPECIFICATIONS

- 1、Current Rating: 1A AC, DC
- 2、Voltage Rating: 125V AC, DC
- 3、Temperatuer Range: -25℃~+85℃
- 4、Contact Resistance: 20mΩ Max
- 5、Insulation Resistance: 100MΩ Min
- 6、Withstanding Voltang: 500V AC/minute
- 7、Material: Wafer PA46, UL94V-0
PIN Brass Tin-plated
- 8、Resistance to soldering heat:
DIP Type lead-free process 255-265℃
SMT Type Tin-lead process 225-235℃

PIN=NAW	尺寸 (mm)		
	A	B	C
-02AW	1.25	4.25	3.15
-03AW	2.50	5.50	4.40
-04AW	3.75	6.75	5.65
-05AW	5.00	8.00	6.90
-06AW	6.25	9.25	8.15
-07AW	7.50	10.50	9.40
-08AW	8.75	11.75	10.65
-09AW	10.00	13.00	11.90
-10AW	11.25	14.25	13.15
-11AW	12.50	15.50	14.40
-12AW	13.75	16.75	15.65
-13AW	15.00	18.00	16.90
-14AW	16.25	19.25	18.15
-15AW	17.50	20.50	19.40
-16AW	18.75	21.75	20.65
-17AW	20.00	23.00	21.90
-18AW	21.25	24.25	23.15
-19AW	22.50	25.50	24.40
-20AW	23.75	26.75	25.65

GENERAL TOLERANCE		制图 DRAWING	江涛	料号 PART NO.	ZDX-WCK-A12502-NAW	版本 REV.	A
X.X±0.25	X.*±2'	审核 CHECK	李毅	品名 TITLE	1.25(开口)直针 WAFER SMT TYPE	页次 SHEET	1/1
X.XXX±0.10		核准 APPROVAL	刘志强	客户料号 CUTM. NO.			
X.XX±0.20		单位 UNITS	MM	比例 SCALE	1:1	深圳市兆达鑫科技有限公司 Shenzhen zhaodaxin Technology Co., Ltd	